

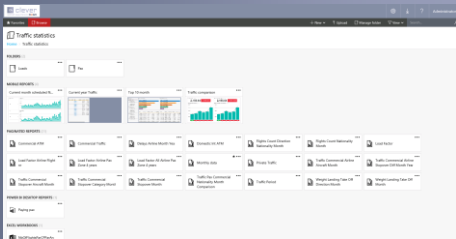


Business Intelligence Solution

RESA's CLEVER software suite is a complete Business Intelligence solution assisting airports' stakeholders: users, supervisors and managers, in their decision-making process.



CLEVER provides a customized solution tailored to the specific needs of each customer by sharing intelligently the operational data to better analyze and manage airport operations through flight (INFOPAX), financial (INVOICE), passenger (PAXTRACK) and baggage (BAGER) information.



CLEVER is designed to work with the latest Microsoft technologies and evolves with all the new developments such as Power BI, Cloud, mobility, AI, etc.



Flexibility to support different BI implementations

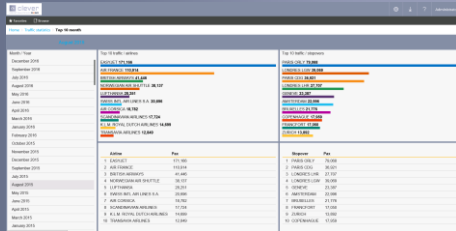
CLEVER perfectly fits with the operational needs of airports wishing to set up a BI solution, or already benefiting from their own BI tools.

Indeed, CLEVER can provide airports with:

- ≡ The data required by the airport, related to the integrated RESA products in a directly understandable and readable format (ODS - Operating Data Storage /Data Warehouse)
- ≡ A "pivot table" format, including measure & dimension criteria (OLAP cube), available for INFOPAX and INVOICE data

CLEVER also offers the possibility to:

- ≡ Shape the information gathered (graphic views, diagrams, etc.)
- ≡ Create analytical reports according to users
- ≡ Create customized reports according to the requirements





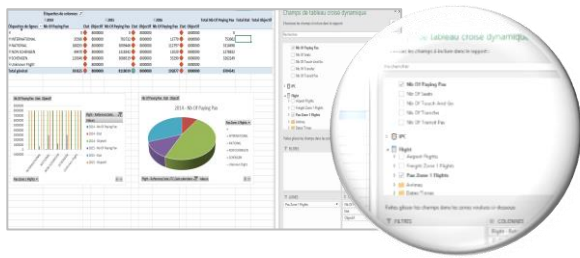
CLEVER modules

CLEVER DATA

CLEVER DATA gives access to aggregated airport data without impacting on airports' operations and performance. Thanks to this module, the airport can easily integrate these data into their own statistic channels.

Based on the latest Microsoft standards (SSIS - SQL Server Integration Services, SSAS - SQL Server Analysis Services), CLEVER:

- Is a system separated from production bases, using only the necessary data. It ensures the availability of the production databases, critical for airport operations.
- Interfaces perfectly with Excel, thanks to its OLAP cube (native interface), which facilitates the processing and creation of statistics through pivot tables. This feature is only available for traffic and financial statistics from INFOPAX and INVOICE



CLEVER REPORT

In addition to CLEVER DATA and based on the latest Microsoft standards (SSRS – SQL Server Report Services, Report Builder), CLEVER REPORT allows users to access numerous reports (more than 60 to date) via a Web portal.

Various features are available to:

- View, search and print reports
- Configure user access with a possibility to subscribe to reports
- Configure report sending for delivery to an e-mail inbox or a shared folder on the file system
- Configure report execution properties, report history, and report parameters
- Reconfigure a report from an existing item

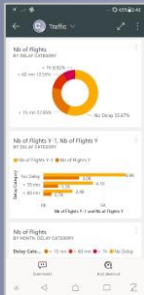
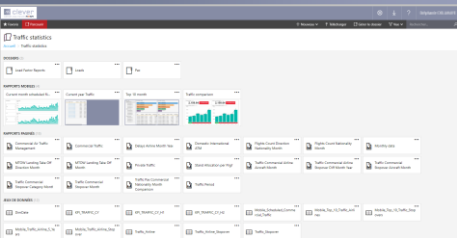
CLEVER REPORT/POWER BI



The optional module CLEVER REPORT/POWER BI integrating KPI and dashboard visualization using Microsoft Power BI technology is now available for INFOPAX and INVOICE. It is subject to additional Microsoft Power BI Pro Licenses per user.

Various features are available to:

- Create and share interactive data across datacenters (including local DCs)
- Authorize and manage access rights for Power BI Desktop within the CLEVER REPORT web portal
- Q & A in natural language



Please feel free to contact us for detailed documentation about CLEVER.